
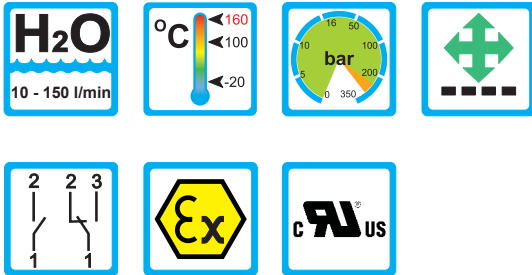


Flow Monitor

RVM/U-1



Range of Application

Measuring Principle

- Float measuring principle

Application

- Machine construction
- Medical technology
- Pharmaceutical industry
- Chemical industry
- Research and development
- Cooling systems and cooling circuits

Features

- Universal orientation
- High reliability
- High switch accuracy
- Infinitely variable switchpoint adjustment by user
- EX-version to ATEX available
- High pressure resistance
- Threaded connection, special threads on request

Installation information

- The operating instructions for RVM/U must be observed
- Download: www.meister-flow.com

Operating Data

Maximum operating pressure	250 bar (Brass) 300 bar (Stainless Steel)
Pressure drop	0,02 - 0,4 bar
Maximum media temperature	100 °C (optional 160 °C)
Accuracy	±10 % of full scale

Measuring Ranges

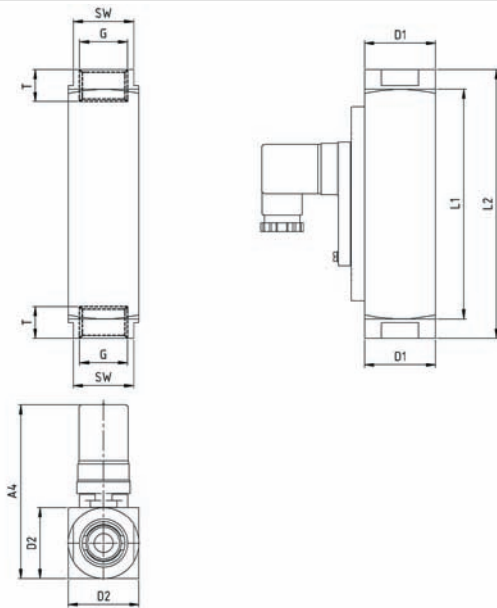
Type	Flow ranges for H ₂ O at 20 °C ⁽¹⁾		
	[l/min]	[gph]	[gpm]
RVM/U-1/30	10 - 30	160,0 - 480,0	
RVM/U-1/45	15 - 45	240,0 - 710,0	
RVM/U-1/60	20 - 60	320,0 - 950,0	
RVM/U-1/90	40 - 90		10,5 - 24,0
RVM/U-1/150	60 - 150		16,0 - 40,0

⁽¹⁾ The specified data are switch-off points, other switch ranges on request.

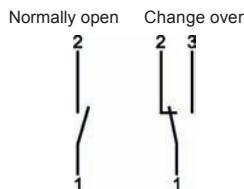


Technical Data

Mechanical drawing



Electrical connection diagram



Electrical Data

Change over 250V • 1,5A • 50VA ⁽²⁾

Normally open 250V • 3A • 100VA

ATEX II 2 G Ex mb II T6 & ATEX II 2 D Ex tD A21 IP67 T80 °C

ATEX II 2 G Ex mb II T5 & ATEX II 2 D Ex tD A21 IP67 T100 °C

Change over 250V • 1A • 30VA ⁽²⁾

Normally open 250V • 2A • 60VA

Change over M 12x1 (-20 °C - 85 °C) 250V • 1,5A • 50VA ⁽²⁾

Normally open M 12x1 (-20 °C - 85 °C) 250V • 3A • 100VA

Change over SPS 250V • 1A • 60VA

Ingress Protection:

IP65: plug connection DIN 43650 Form A

IP67: 1 m sealed in cable, (with EEx-version 2 m)
or plug connection M 12x1

Output Signal

The contact opens / changes when the flow decreases below the set point.

Power supply

Not required (potentialfree reed contacts)

Plug types

Other plug types or cable lengths on request

⁽²⁾ Minimum load 3 VA

Summary of types

Type:	Overall dimensions [mm]												Weight (approx.)
	G	DN	D1	D2	SW	L1	L2	T	A1	A2	A3	A4	ca. [g]
RVM/U-1/30	3/4"	20	40	40	34	30	152	15	-	-	-	~98	1200
RVM/U-1/45													
RVM/U-1/60													
RVM/U-1/90	1"	25	-	40	40	30	-	17	-	-	-	~98	1050
RVM/U-1/150													

Material

Brass version

Wetted parts:

Spring: 1.4571
Gaskets ⁽³⁾: NBR
(optional FKM, EPDM) ⁽⁴⁾
Magnets: Hard ferrite
Housing: Brass nickel-plated

All other wetted parts: Brass

Stainless steel version

Wetted parts:

Spring: 1.4571
Gaskets ⁽³⁾: FKM
(optional NBR, EPDM) ⁽⁴⁾
Magnets: Hard ferrite
Housing: 1.4571

All other wetted parts: 1.4571

⁽³⁾ Threaded connections only

⁽⁴⁾ Other gasket materials on request