

Screw-in Temperature Sensor/Switch with display for On/Off Control

- Indication, monitoring, transmitting and On/Off control in one device
- Extra-large display
- Menu-guided parametrisation
- Complete communication due to external setpoint, process value

Type 8400 can be combined with...




Type 6213

Solenoid valve




Type 2731 (1067)

Continuous
SideControl



Type 8644-P AirLINE PLC

Valve island with
electronic I/O



This intelligent sensor/switch with an extra-large display is specifically designed to switch a valve and to establish a monitoring system or an ON/OFF control loop.

Compact and wall versions are available. The wall-mounted version must be inserted into a holder previously mounted on a wall, and it must be associated with a remote temperature sensor.

The switching points can be programmed with the 3 key pads or optionally, with input 4 - 20 mA, from an external PLC over a 4 - 20 mA loop.

As an option, the process value can additionally be transmitted to the PLC (4 - 20 mA).

The connection of the 8400 to the process in the piping is made using standard fittings.

General data

Materials

Housing	PC, +20% glass fibre
Front panel folio / Screws	Polyester / Stainless steel
Cable plug, Multipin	PA
Wall-mounted holder	PVC
Materials wetted parts	
Sensor element	Stainless steel
Seal	FKM

Sensor element Pt100

Screw-in thread G, NPT, Rc 1/2"

Electrical connections Cable plug: EN 175301-803
Multipin: swivel M12, 5-pin or M12, 4-pin or 8-pin

Voltage supply cable max. 100 m, shielded, 0.14 up to 0.5 mm² max.
5 Ω max. cable impedance (Wall-mounted version)

Complete device data (pipe + electronic module)

Pipe diameter	Any pipe with sensor connection 1/2"
Measuring range	
Compact version	-40 up to +125°C (-40 to 257°F) (with ambient temperature between 0 and +40°C (-32 and 104°F))
Wall-mounted version	-40 up to +90°C (-40 to 194°F) (with ambient temperature above +40°C (104°F)) -40 up to +125°C (-40 to 257°F)
Medium temperature	+125°C max. (257°F)
Fluid pressure max.	PN16
Switching accuracy	±0.5°C (0.9°F)(0 up to +80°C (32 to 176°F)) ±1.5°C (2.7°F)(outside of 0 up to +80°C (32 to 176°F))
Repeatability	≤ ±0.4%

Electrical data	
Power supply	12-30 V DC , filtered and regulated
Outputs	
Compact version	
Transistor (programmable)	NPN and PNP, open collector, 5 up to 30 V DC, 700 mA max., protected against short circuits
Relay (programmable)	3A/250 V AC or 3A/30 V DC 3A/48 V AC or 3A/30 V DC ¹⁾
Process value (option)	4-20 mA, galvanic insulation Loop resistance: 1000 Ω at 30 V DC, 800 Ω at 24 V DC, 500 Ω at 18 V DC
Wall-mounted version	NPN and PNP, 700 mA, 30 VDC max.
Input external setpoint	
Compact version	4-20 mA, galvanic insulation, max. input impedance: 250 Ω
Current consumption	
Compact version	Max. 80 mA (no load)
Wall-mounted version	Max. 50 mA (no load)
Response time (10...90%)	7 s (for one step increment from 0 up to 100°C (32 to 212°F))
Reversed polarity of DC	Protected

Environment	
Ambient temperature	-20 up to 60°C (4 to 140°F)
Relative humidity	≤ 80%, without condensation

Standards, directives and approvals	
Protection class	IP65 with connector plug-in
Standards and directives	
EMC	EN 50081-1, 50082-2
Security	EN 61010-2
Pressure	Complying with article 3 of §3 from 97/23/CE directive.*
Vibration	EN 60068-2-6
Shock	EN 60068-2-27

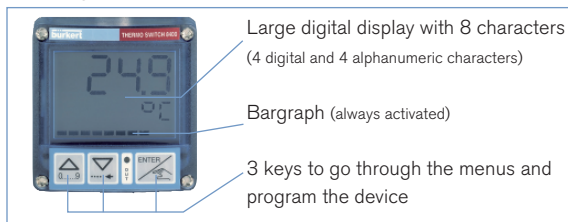
1) Valid for: external setpoint input and process value output

* For the 97/23/CE pressure directive, the device can only be used under following conditions (depend on max. pressure, pipe diameter and fluid).

Type of fluid	Conditions
Fluid group 1, §1.3.a	DN ≤ 50
Fluid group 2, §1.3.a	DN ≤ 50
Fluid group 1, §1.3.b	DN ≤ 50
Fluid group 2, §1.3.b	DN ≤ 50

Main features

Display



Software main features

- International measuring units
- 10-segment bargraph
- Temperature adjusting for a better accuracy
- Simulation mode to test the programming of the switching points, in dry conditions

8400 with external setpoint

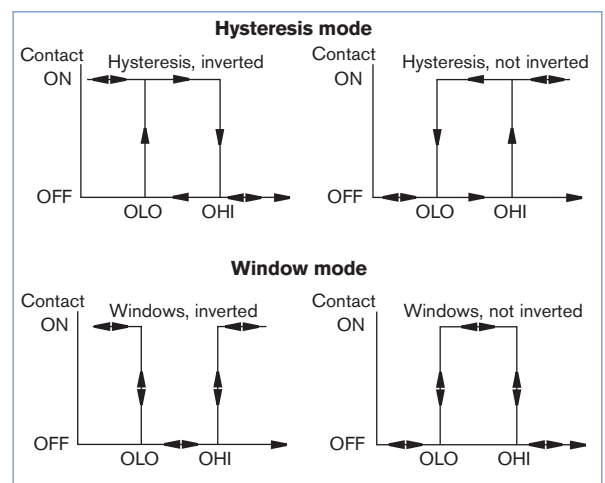
- The switching points are automatically adjusted by the 4-20 mA input signal originating from a PLC.
- On/Off relay output

8400 with process value option

- This version delivers a 4-20 mA electric signal whose value is the image of the measured temperature
- On/Off relay output
- 4-20 mA output
- External setpoint (4-20 mA input)

8400 with standard On/Off output

- 2 switching modes for the output, either hysteresis or window, inverted or not



- Programmable delay before switching
- Possible outputs depending on the version: relay, transistor NPN or transistor PNP

Design

The 8400 Temperature sensor is proposed in two versions:



A compact version, available in several variants.

- The 8400 Standard has a Pt100 with a 29.5 mm mounting length.

- The 8400 Extended has a Pt100 with a 100 or 200 mm mounting length. The adaptation of the 8400 will be done through the external thread or also with a compression fitting (no part of delivery).


This allows variable mounting in bigger pipe diameters or tanks.



wall-mounted version:

- The 8400 Wall has to be inserted into a holder previously mounted on a wall. It must be associated to a remote temperature sensor.

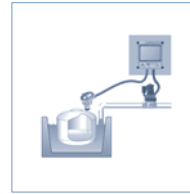
Typical application example



Monitoring of min./max. levels of temperature in a running process (compact INLINE control)

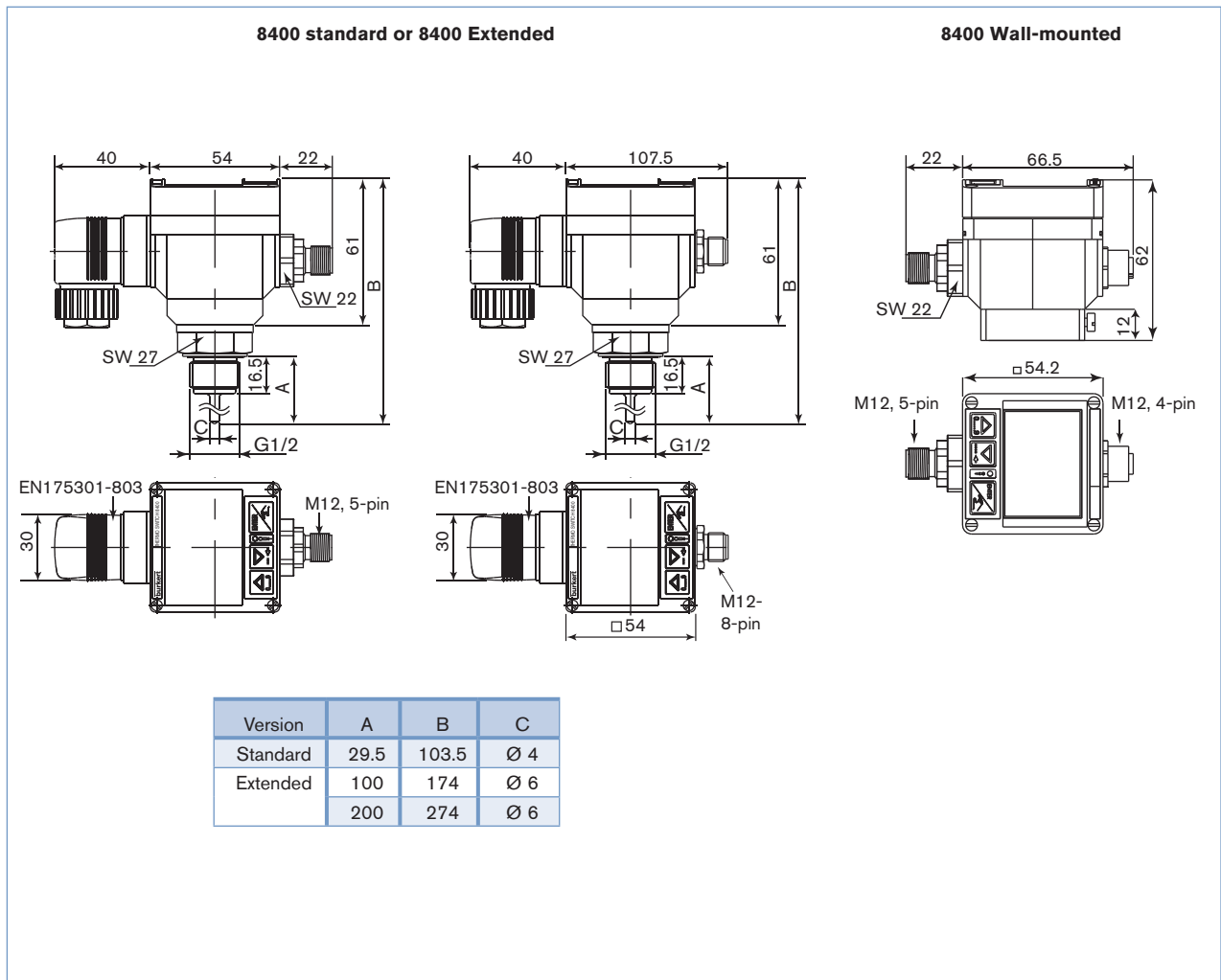


Continuous temperature control in a running process



On/Off temperature control of liquid processing in a programmable narrow band (remote control)

Dimensions



Ordering chart for Type 8400 (other versions on request)

Sensor version	Sensor element	Voltage supply	Screw-in thread	Input	Output	Connector	Item no.
Standard, compact	29.5 mm - ø 4 mm	12-30 V DC	G1/2"	-	NPN and PNP	5-pin swivel M12 plug	436 501
					Relay	5-pin swivel M12 plug and cable plug EN 175301-803*	436 503
				4-20 mA ¹⁾	4-20 mA ²⁾ + Relay	8-pin M12 plug and cable plug EN 175301-803*	444 696
					Relay	5-pin swivel M12 plug	436 507
			NPT1/2"	-	NPN and PNP	5-pin swivel M12 plug	436 509
					Relay	5-pin swivel M12 plug and cable plug EN 175301-803*	436 508
				4-20 mA ¹⁾	4-20 mA ²⁾ + Relay	8-pin M12 plug and cable plug EN 175301-803*	444 698
					Relay	5-pin swivel M12 plug	436 504
Rc 1/2"	-	NPN and PNP	5-pin swivel M12 plug	436 506			
		Relay	5-pin swivel M12 plug and cable plug EN 175301-803*	444 697			
	4-20 mA ¹⁾	4-20 mA ²⁾ + Relay	8-pin M12 plug and cable plug EN 175301-803*	550 053			
		Relay	8-pin M12 plug and cable plug EN 175301-803*	550 055			
Extended, compact	100 mm - ø 6 mm	12-30 V DC	G1/2"	-	Relay	5-pin swivel M12 plug and cable plug EN 175301-803*	550 054
				4-20 mA ²⁾ + Relay	8-pin M12 plug and cable plug EN 175301-803*	550 056	
	200 mm - ø 6 mm	12-30 V DC	G1/2"	-	Relay	5-pin swivel M12 plug and cable plug EN 175301-803*	550 054
				4-20 mA ²⁾ + Relay	8-pin M12 plug and cable plug EN 175301-803*	550 056	
Wall-mounted	-	12-30 V DC	-	3-wired Pt100	NPN and PNP	5-pin swivel M12 male and 4-pin M12 female	448 862

1) Ext. Setpoint

2) Process value

*) EN 175301-803

Europe /Asia (G / Rc) : M16 x 1.5mm cable plug
USA/ CDN (NPT): NPT 1/2 cable plug

The adaptation of the 8400 will be done through the external thread or also with a compression fitting (no part of delivery). This allows variable mounting in bigger pipe diameters or tanks.

Ordering chart for accessories (to be ordered separately)

Description	Item no.
5-pin M12 female cable connector with plastic threaded locking ring	917 116
5-pin M12 female connector moulded on cable (2 m, shielded)	438 680
4-pin M12 male cable connector with plastic threaded locking ring	448 856
4-pin M12 male connector moulded on cable (2 m, shielded)	448 857
8-pin M12 female cable connector with plastic threaded locking ring	444 799
8-pin M12 female connector moulded on cable (2 m, shielded)	444 800
Cable plug EN 175301-803 with cable gland (Type 2508)	438 811
Cable plug EN 175301-803 with NPT1/2" reduction without cable gland (Type 2509)	162 673

To find your nearest Bürkert facility, click on the orange box →

www.burkert.comIn case of special application conditions,
please consult for advice.Subject to alteration.
© Christian Bürkert GmbH & Co. KG

0907/5_EU-en_00891877